

# Claymont Elementary

## Parent Information Reminders

Dear Parents:

We are approaching the end of the school year and want to make sure we keep our kids on the right track. You can help at home by encouraging your child to make good decisions and exhibit positive behaviors in line with our school programs.

Please see the enclosed information as it pertains to our Leader in Me, PBIS (State Required Program) and our C.A.R.E. Matrix.

The Leader in Me is a program that promotes developing leadership skills in all of us. The program focuses on the 8 Habits: **Be Proactive, Begin With the End in Mind, Put First Things First, Think Win-Win, Seek First to Understand, Then Be Understood, Synergize, Sharpen the Saw**, and last but not least, **Find Your Voice**.

The students have a workbook that they work out of daily which includes a monthly worksheet that they may take home and complete with you or a family member. The worksheet is called **Home Connection**.

This program is linked to our district-wide C.A.R.E. Matrix (enclosed).

We also have a state mandated program that all schools in Ohio must implement. It is PBIS (Positive Behavior Intervention Supports). The program involves 3 Tiers: Tier I is designed for all students, Tier II is designed for those with minor behaviors and Tier III is designed for those with repeated behaviors. We use this program for positive referrals for students who are exhibiting good behaviors and negative referrals to help students who may be struggling with making good choices. In Tier II and III we take a specific issue and work with that student to discuss ways he/she could handle certain situations in a different, more positive way. Sometimes an outside source may be used to address a social or emotional issue.

The PBIS program leads into our “Lunch Bunch” that meets once a month to have lunch with me. All staff members have the opportunity to submit the names of students who have exhibited positive behaviors. The day prior to the luncheon, names are drawn for that lunch.

We also have Gold Tickets (Catchem’ Being Good) that students can earn. They may be given a yellow ticket for following the 8 habits and the C.A.R.E. Matrix throughout the day. An example may be walking quietly in the hall (See Matrix). The tickets are given out by the entire staff and collected in a container outside the main office. Once a month names are drawn and prizes are given. Again, this is a way we are promoting and rewarding positive behavior in the building.

Each month, teachers choose a Student of the Month in each classroom. This is another way we promote our Leader In Me and PBIS. The student must demonstrate the 8 Habits and C.A.R.E Matrix in the classroom as well as outside the classroom and be considered a role model to their peers.

I am attaching samples of the 8 Habits, Leader In Me, PBIS and our district wide C.A.R.E. Matrix for you to review to have a better understanding of our school programs.

Thanks

A handwritten signature in cursive script that reads "Richard Page". The signature is written in dark ink and is positioned to the right of the printed name "Mr. Page".

Mr. Page





# Discovering the Leader in Me<sup>®</sup>





# Discovering the Leader in Me<sup>®</sup>



# Welcome to *Leader in Me*

Each new school year brings opportunities for academic growth and growth in all areas of development. Although children must be knowledgeable when they graduate, they must also be healthy, engaged, responsible, and caring people.

We're grateful you're here at our school and we're excited to partner with you and your child. As a *Leader in Me* School, we believe that every member of your family has greatness and we can't wait to learn and grow from you! *Leader in Me* (LiM) is an evidence-based, comprehensive school-improvement model—developed in partnership with educators and FranklinCovey—that empowers students with the leadership and life skills they need to thrive in a global community.

Our school has chosen to operate through a uniquely different lens. *Leader in Me* is about empowering your child to reach their full potential while ultimately finding their voice. As a school, the staff in this building have made five core commitments to your child. We call these our Core Paradigms. In these paradigms you will find the belief and way we view all students. At this school we see that:

- Everyone is a leader.
- Everyone has genius.
- Change starts with me.
- We empower students to lead their own learning.
- Educators and families partner to develop the whole person.

Not only do these paradigms apply to your student, they apply to all of us!

*Leader in Me* provides our school with the vision and language to lead the school in a way that addresses all areas of development. As each child discovers and develops their unique gifts and talents, they are given opportunities to lead. As leaders, they become active, engaged partners in their own education, and their self-confidence, responsibility, and initiative grows. The children quickly understand the benefits of different gifts and talents; they learn to listen to new ideas, work together to achieve results, and motivate one another to be the best.

We hope your school enjoys sharing these new opportunities. Together, we will see each child grow throughout the year.

# Parents as Partners

As a *Leader in Me* School, one of our 5 Core Paradigms is that parents and teachers partner to support the whole child. What this means is that we value you as your student's first teacher. You know your student best. Oftentimes it's easy to assume that teachers are the only ones who are responsible for a student's academic and social success in school. As a parent of a *Leader in Me* student, we believe that you are a valuable member of our Learning Team. You have an important role in the educational journey of your student. Research shows that when parents are engaged in their student's education, the student's success, academically and behaviorally, increases significantly. If we know this partnership is critical, what can we do to create a partnership?

We would love to get your insights and feedback on what we can do to nurture this partnership as well as your ideas on what you would like to do as a partner in your student's education.

Following are a few of our insights on working together to create a partnership:

Partnering is about communication and relationships. We want to honor your family's culture, beliefs, and circumstances. We want to communicate with you about what is happening in school, but that's only one part of effective communication. We encourage you to share your opinions, ideas, and background. We believe all of us have unique gifts and talents. If you are doing something at home that works well for your student, that you are proud of, or simply a fun fact about your family, share it with us. Your input and voice is so important!

A partnership is not only about being physically present at the school, volunteering, or being on committees—that is only one aspect of partnership. If you're working full time, travel for work, or simply cannot be physically present to engage that doesn't mean you're not our partner. There are other ways to engage such as:

- Add our school to your social media feed.
- Set up regular times to check in with your student about what they enjoy at school or what is a challenge.
- Regularly check emails or other communications from your student's teachers and respond. Ask questions when clarification is needed.
- Model a positive attitude about school.

Let's keep the communication lines open! We may have questions or concerns. Let's create space to ask questions and listen to each other. We want to be there for you! Just like you, we can't do this alone. We must come together as a Learning Team to support your student and ensure they have every opportunity for success.

We look forward to our partnership!

# Leadership Roles at Home

Each new school year brings opportunities for academic growth and growth in all areas of development. Although students must be knowledgeable when they graduate, they must also be healthy, engaged, responsible, and caring people.

One of the best ways to help your student realize their worth and leadership potential is to provide an opportunity to lead. Most *Leader in Me* Schools offer student leadership roles as a way to teach:

- Responsibility
- Leadership
- Contribution

## **Leadership roles can also be used at home. To begin:**

1. Talk with your student about the leadership role he or she might be interested in at home.
2. Discuss why they are interested in the role. Ask what leadership qualities your student has that will help. Ask how he or she will handle homework or other commitments with this new role responsibility.
3. With your student, discuss leadership behaviors and expectations of the role.

## **Some examples of at-home leadership roles include:**

- Gardener: watering and maintaining indoor/outdoor plants
- Technology lead: ensuring all devices are charged and in order
- Floor Leader: ensuring the floors are clean and free of clutter
- Assistant Chef: providing support in the kitchen as needed

Give your student a week or so to adjust and then discuss how it's going. This may open a conversation about how to handle things that are too easy or too difficult. Express appreciation and celebrate success!



# C.A.R.E.

## The Mustang Way

## Claymont Elementary School


	Classroom	Hallway	Restroom	Cafeteria	Bus	Recess	Assemblies
<b>C</b> <b>Cooperation</b>  <b>Habit #6, #4</b>	Follow expectations  Work together to keep the classroom clean and organized  Use walking feet and an inside voice  Keep your body to yourself	Walk in a straight line on the right side of the hall  Keep your body to yourself	Wait for a turn  Go directly to the bathroom and return to class quickly  Keep your body to yourself	Stay in a single file line while waiting  Wait quietly  Sit with your feet under the table  Keep your body to yourself	Report problems immediately & accurately  Stay seated at all times  No eating or drinking on the bus  Keep your body to yourself	Share the playground equipment  Include others in activities and take turns  Keep your body to yourself	Sit in your assigned area  Keep your body to yourself
<b>A</b> <b>Accountability</b>  <b>Habit #3, #7</b>	Complete assignments  Be prepared for class  Stay in seat with feet under the desk  Use classroom supplies appropriately	Take a direct route and walk quickly  Think for yourself and make proactive choices	Keep area clean  Put paper towels in the trash  Flush toilet	Walk while in the cafeteria  Clean up the area you sit in before leaving	Follow driver's instructions and bus rules  Keep aisles clear of your belongings	Walk on the blacktop  Return equipment to the proper location.  Decide what you can solve and what your teacher needs to solve for you	Pick up trash and belongings  Make decisions for yourself
<b>R</b> <b>Respect</b>  <b>Habit #5</b>	Listen with a closed mouth while others are talking  Raise hand to speak  Keep personal items and supplies off the floor	Stay quiet  Use appropriate language  Keep hands off of bulletin boards, walls and windows	Keep my body in my own stall  Mind others' personal space and desire for privacy	Use inside voices  Keep your own place in line  Use manners	Quiet voices  Be kind to your bus driver and students on the bus  Use appropriate language	Use playground equipment as it is intended to be used while following rules of games	Clap and cheer at appropriate times and volume  Be attentive to the speaker
<b>E</b> <b>Effort</b>  <b>Habit #1, #2</b>	Ask for help when needed  Keep trying even when things are challenging	Keep the hallway clean  Allow personal space	Problem solve when appropriate and ask for assistance from an adult when needed	Keep track of personal belongings  Try to open containers before asking for assistance	Keep your space clean	Line up quickly, quietly, and carefully when the whistle blows	Do your best if you are a participant  Be involved

*District-Wide Matrix*



# Habit 1—Be Proactive

**I'm in charge of ME!**




**Think proactively and dramatically. Be realistic, but set your sights high, like a World War One Flying Ace!**

# Habit 2—Begin with the End in Mind

I set goals for myself!

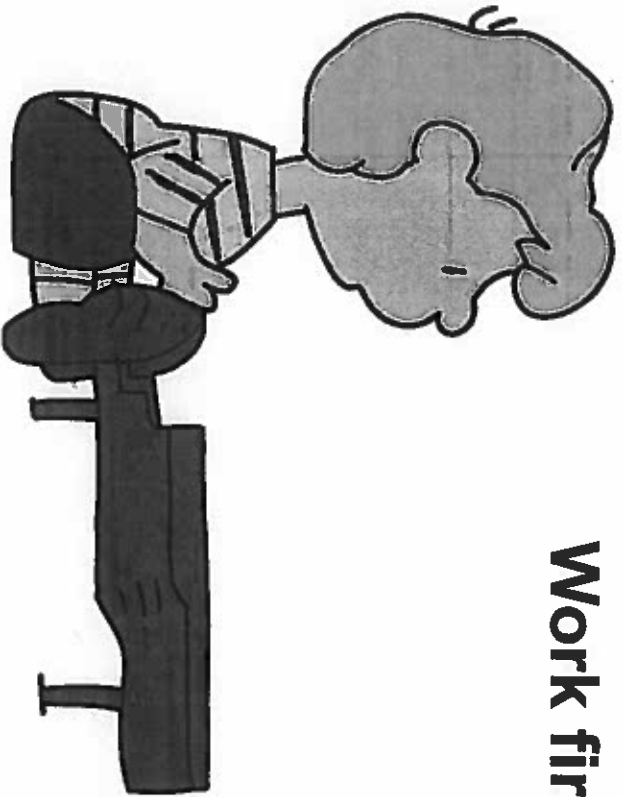
I never thought it was a bad  
little tree. It just needed a  
little love.





# Habit 3—Put first things FIRST!

Work first, then play!




Practice makes  
perfect!

# Habit 4—Think Win-Win!

I believe we can all be  
successful!

Never ever ever  
give up!





# Habit 5—Seek first to understand, then be understood!

I listen without interrupting.

I will listen to others before I talk!




# Habit 6—Synergize

I know that together is  
better!

Alone we can do so  
little; together we  
can do so much!

Helen Keller






# Habit 7—Sharpen the Saw!

**I will take time to relax and rest!**

*Give me six hours to  
chop down a tree and I  
will spend the first four  
sharpening the ax.*

Abraham Lincoln



# Habit 8—Find your

## voice!

Be creative!

Be inventive!

Be


something!

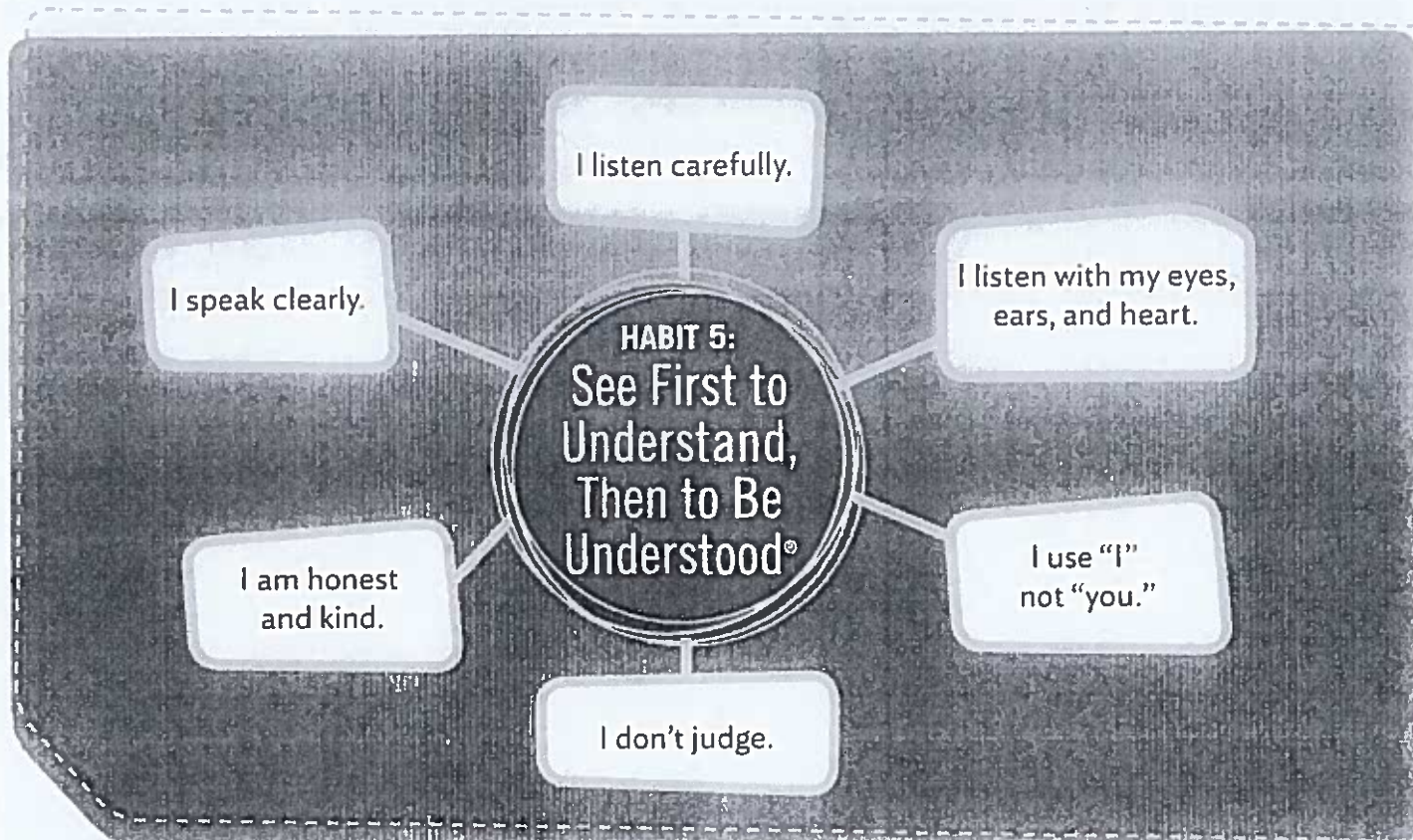
Be humble!

Be proud!

Be

yourself!





How can I show someone that I'm listening carefully?

How do I listen with my eyes, ears, and heart?

Why should I use "I" not "you"?

When have I recently judged someone?

When have I recently been honest, yet kind?

Why is it important to speak clearly?

What is one thing I can work on more?



# March Home Connection

Mustang Families~,

Raising hard working, empathetic, respectful children is our goal as a school and community. At school we are focusing on 7 Habits that help instill these qualities into our kids. Students are rewarded for demonstrating these 7 habits at school with Fun Fridays, special shout outs, lunch with the principal, and lots of praise and encouragement. We want you, the caretakers, to join in on our efforts to promote the 7 Habits! If you catch your child following the habit listed below, please take a picture of him or her in action with a description of how they are following the habit at home and send it via DOJO or email to your child's teacher. These pictures will be printed off and hung in the hallway at school to show students that we are a united team that cares about their emotional development and encourages reputable behavior.



**Seek First to Understand, Then to Be Understood:** I listen to other people's ideas and feelings. I try to see things from their viewpoints. I listen to others without interrupting. I am confident in voicing my ideas. I look people in the eyes when talking.

- 1) Practice reflective listening. Say something to your kids and then have them repeat back what you said. Do this until you feel like everyone in the family listens without thinking of a response simultaneously.
- 2) Conflict Resolution: The next time there is a problem within the family have the involved parties sit down and listen to the other person's point of view. They have to be able to restate the other person's feelings before they can state theirs or respond to what was said. ("So what I heard you say was...")
- 3) Take family time to learn about other cultures.